

Monthly News

MAY 2024



MAY IS MENTAL HEALTH AWARENESS MONTH



*BE KIND
to yourself*

Talkspace is available at no cost to team members enrolled in an NVA medical plan, and we encourage them to check out this mental wellbeing information and resources.




Download
the mobile
app today!



1-888-881-5462



supportlinc.com
group code: nva



HOSPITAL NEWS

Jaci's schedule will now be posted in WhenToWork!

UPCOMING EVENTS

SPCA Walk

Sunday, May 19 8 AM to 12 PM

Pride Festival

Saturday, June 1



WELCOME TO THE TEAM



Allyson Fowler
CST



Shelby Wright
Assistant



Katie Price
Technician




Julia Larsen
Technician



Reese Yocum-Perez
Assistant

SOCIAL MEDIA - EMAIL SYDNEY

- Meet the Team Monday
 - Email if you are interested
 - There are templates that can be filled out
 - Photos can be staged when you are working
- Summer/Beach Photos
- Interesting cases with the patient name
- Photos of you and your pets!



CELEBRATING YOU!

Birthdays

5/6 Theresa Flanagan
5/8 Stephanie Shade
5/10 Jessica Tarpley
5/12 Rebecca Zapf
5/13 Allison Sanderson
5/14 Emily DiNicolo
5/15 Tash Fleury

5/16 Justin Lauer
5/17 Suzanne Galentine
5/22 Brittany Sammon
5/28 Ashley Womick
5/29 Amy Privitera
5/31 Lisa Boehme & Taylor Keene



Anniversaries

5/12 April Playdon - 3 years (but really 10 years)
5/23 Ciera Santoro - 2 years & KT Nesbitt - 8 years
5/26 Rebecca Zapf - 2 years



Congratulations!

Effective May 3, Marissa Luke will begin her new role as the 2 PM to 12 AM Shift Lead!! Congratulations on the promotion Marissa!

THANK YOU!

Thank you to Amanda Bargas, Kelsey Katz, and Sonia Rodziewicz for covering the front desk while the CSTs and Vet Admin were able to enjoy a well deserved fun day! We appreciate you CSTs and Vet Admin!!



RAVIN' REVIEWS

"Amazing experience, start to finish.

My puppy, first thing in the morning, suddenly wasn't very responsive, had a very poor reaction time, and wobbled so bad when he tried to walk that he just chose to fall to the ground and curl up into a ball.

Everyone at the front desk, the technician, the doctor, all far exceeded my expectations. My anxiety was through the roof after watching my puppy struggle to walk but they remained calm, friendly, and helpful from start to finish. They recommended things, offered optional things, fully explained all options along the way to make sure I completely understood each or the decisions.

My puppy is home and happy, healthy as ever. Im normally a very calm and collected person, but from the moment I saw my puppy struggling like that most of that composure went right out the window. The hospital worked with me every step of the way and I couldn't be more grateful."



Leo




Photos of King chasing his toy

Update on King Murray:

Hello, king wanted everyone to see how much better he is doing. He thanks everyone so much for saving his life!! ❤️❤️❤️🙏 you guys are the best!

RAVIN' REVIEWS



Luna

"Quick visit, the staff is caring and kind. Got triaged immediately. They don't try to overcharge you or do unnecessary treatments. **To me it seems like they do their best to only do what is medically necessary to keep the cost as low as possible for the client.** Any pet ER isn't a place you want to be but if it's needed, this place was fantastic. The vets are nice to talk to and explain everything well. My crazy dog seemed like she had fun when everything was said and done."

"My dog had a minor medical issue but it still needed attention. She was very nervous. **Dr Kim and her staff were excellent** in working around this. Although the wait time was not short, it was very reasonable considering the other serious cases they had. Very positive experience!"

"It is never a joyous occasion to be in need the services of AAVEC, but I am forever grateful for them when they are needed. **Thank you to Dr Noyes and all of the staff** who assisted us with care & kindness."

"Had to bring my beloved dog here who was set to be put down at our vet Monday but took a turn for the worse on Saturday evening (cancer). **Hardest thing I've ever done but the tech/staff and doctor were absolutely wonderful.** For such an awful situation to be in, they got us in a room right away and respectfully let us know there was no time limit to say goodbye to our baby and take as much time as we needed (we were ready so didn't take long but I truly felt they would've let us stay unbothered, as long as we needed) the paperwork was minimum thankfully, and everyone was so patient/kind. I received a very nice sympathy card in the mail shortly after. The cremation remains were mailed right to my door and were done more beautifully than I could have imagined. Thank you for making it as "best" of an experience, as it possibly could've been in this situation. The doctors and techs rock, so respectful."



RAVIN' REVIEWS

"The entire staff - from the front desk to the vet techs to the doctor - was incredibly kind, patient and helpful. They all clearly outlined the expectations of our visit along the way and explained the results in a clear and helpful manner. They made our pups and our experience a good one and calmed our concerns. We never felt like we were waiting on updates as all staff members ensured that we were up to date. I am so grateful for their help in our emergency and appreciated their kindness not only to us but to our dog. They made a very stressful and worrisome situation and good experience. "

"It is never a joyous occasion to be in need the services of AAVEC, but I am forever grateful for them when they are needed. **Thank you to Dr Noyes and all of the staff** who assisted us with care & kindness."



Hank

"I write a lot of reviews but this might be one of the most personal ones. I don't do it for the likes, or any recognition. I just want people to make an informed decision about where they want to go. Listen, when you are going to a ER vet its not usually a good day. It wasn't for us last week when we lost our 10 year old Golden Boxer named Hank to an undiagnosed tumor on his spleen that suddenly ruptured. We didn't wake up that day expecting that and he didn't make it. That's sad. But for this clinic, thats every day. The doctor, the staff, the entire place couldn't have handled a bad situation any better than they did. I can't imagine working someplace where thats a regular occurrence. **I don't know how they do it but they succeeded in somehow making a terrible situation for me and my family, better.** For that, I can't thank them enough. if your pet needs emergency care, this is the place to get it. "

VET MED ED

NECROTIZING FASCIITIS IN 4 DOGS

Necrotizing fasciitis (NF) has a 100% mortality rate without surgical intervention. This “flesh-eating disease” is a rapidly progressive, life-threatening bacterial infection of the subcutaneous tissues, fascia, and occasionally skeletal muscle. It is most often caused by β -hemolytic *Streptococcus canis*, but there are reports of *Staphylococcus pseudintermedius*, *Staphylococcus aureus*, *Pasteurella multocida*, *Pseudomonas aeruginosa*, *Escherichia coli*, and *Serratia marcescens*.

Patients with NF often have rapidly progressive swelling, pain, and hemorrhagic skin pigmentation in combination with signs of septic shock. NF lesions are typically seen in the extremities or neck of dogs, but the 4 dogs in this case study all had lesions on their trunks.

Immediate surgical intervention was not performed and instead, all 4 dogs were treated with aggressive supportive care and broad-spectrum antimicrobial therapy.



Antibiotics:

- β -lactam and β -lactamase inhibitors are preferred
 - Penicillins, carbapenems, and clindamycin.
- Fluoroquinolones are not recommended due to their limited activity against *Streptococcus* species and the potential for increasing pathogenicity.

VET MED ED

NECROTIZING FASCIITIS IN 4 DOGS

TABLE 1 Clinical Features of Necrotizing Fasciitis in 4 Dogs

FEATURE	PATIENT 1	PATIENT 2	PATIENT 3	PATIENT 4
Signalment	3.5-year-old MN mastiff	8-month-old FS mixed-breed dog	4.5-month-old M husky	3.5-year-old F mixed-breed dog
Presenting complaint	Recumbent, swollen right forelimb	Surgical site swelling, discoloration of swelling, lethargy, inappetence	Severe pain, pelvic limb lameness that rapidly progressed to include the forelimbs, non-weight-bearing right forelimb lameness	Lethargy, hematochezia, hematemesis, bruising on ventrum
History of trauma	No	Ovariohysterectomy and hernia repair	No	No
Comorbidities	No	No	No	No
Location	Right thoracic limb, axilla, trunk	Ventral abdomen	Right lateral thorax, thoracic inlet, ventral neck	Ventral thorax, shoulders, forelimb
Description of lesions	Marked pitting edema	1.5-cm surgical incision is clean. Marked bruising on ventral abdomen (worse on the left side)	20×30×2-cm regionally extensive focus of tan to black soft tissue with cavitations	Edematous ventrum, bruising of ventrum extending to include shoulders and forelimbs with some focal areas of firm discoloration
Culture results	<i>Streptococcus canis</i> , <i>Staphylococcus pseudintermedius</i>	<i>Escherichia coli</i>	None	None
NSAID history	Carprofen	Meloxicam, robenacoxib	Carprofen	None
Antibiotic history	<ul style="list-style-type: none"> None before arrival at UFCVM UFCVM: ampicillin/sulbactam, ceftazidime 	<ul style="list-style-type: none"> None before arrival at UFCVM UFCVM: ampicillin/sulbactam, ceftazidime, clindamycin 	<ul style="list-style-type: none"> None 	<ul style="list-style-type: none"> Primary veterinarian: metronidazole Referral specialty hospital: metronidazole, ampicillin/sulbactam, enrofloxacin UFCVM: ampicillin/sulbactam, enrofloxacin (discontinued after 1 dose), ceftazidime

F = female; FS = female spayed; M = male; MN = male neutered; NSAID = nonsteroidal anti-inflammatory drug; UFCVM = University of Florida College of Veterinary Medicine

Unfortunately this treatment was unsuccessful; further supporting previous studies that have shown that a mortality rate of 100% in dogs without early surgical intervention.

For owners with financial constraints, euthanasia is a suitable option for patients with NF when surgical treatment cannot be performed.

Source: <https://todaysveterinarypractice.com/emergency-medicine-critical-care/necrotizing-fasciitis-in-dogs/>

